

Anthropomorphic Dosimetry Phantoms

Anthropomorphic Abdomen and Thorax Dosimetry Phantoms, designed to optimize dose protocols in CT and CBCT applications. The phantoms can be traced back to the standards for CTDI evaluation in computed tomography (CT).

The phantoms are optimized to house pencil shaped ionization chambers to measure dose length product (DLP) and equivalent computed tomography dose index (CTDI) in computed tomography (CT) and Cone-Beam CT (CBCT) application.

Dose bores are placed in accordance to CTDI specification. Each phantom has 4 continuous bores marginal and 1 bore in the phantoms center, respectively. The center of a bore is placed 10 mm of the phantoms margin.

The bores have a diameter of 13 mm and can house an adapter to fit your ion chamber.

If not otherwise specified, the phantom will come with an adapter reduced to 9 mm.

5 plugs and the central 100 mm insert is included. It can be easily replaced by other D100 image quality inserts.

Following Phantoms are available:


- QRM-Thorax-Dosimetry
- QRM-Abdomen-Dosimetry (with organs)
- QRM-Abdomen-Dosimetry (without organs)
- QRM-Extension-Ring M, L and XL (Soft Tissue, Fat or Water Equivalent)

Technical Specifications:

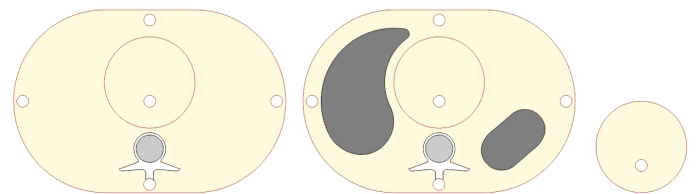
Diameter (xy)	: 200x300 mm
Height (z)	: 100 mm
Body	: Soft Tissue Equivalent 35 HU*
Spine Cortical	: 400 HU*
Spine Spongiose	: 200 HU*
Lung	: Lung equivalent (-800 HU*)
Liver/Spleen	: 55 HU*

*CT-values (HU) valid at 120 kVp

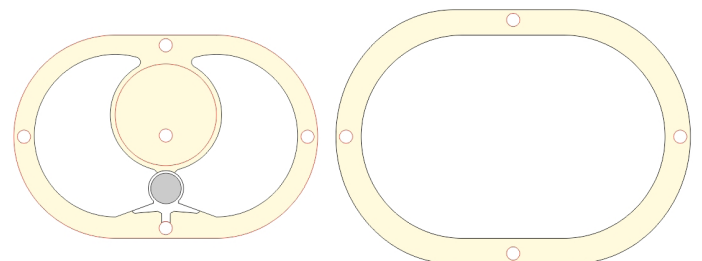
Phantom heights can be adjustet (e.g. 150 mm, 200 mm) upon demand.



QRM-Thorax-Dosimetry
(dosimetry bores filled with detachable plugs)



Abdomen without organs, Abdomen with organs,
D100 Dose Insert



Thorax and Extension Rings



CT chamber adapters and
Extension Rings with dose bores (and plugs)